

Login Instructions

Pre-Enrolment Login

Accessing the Pre-Enrolment Portal

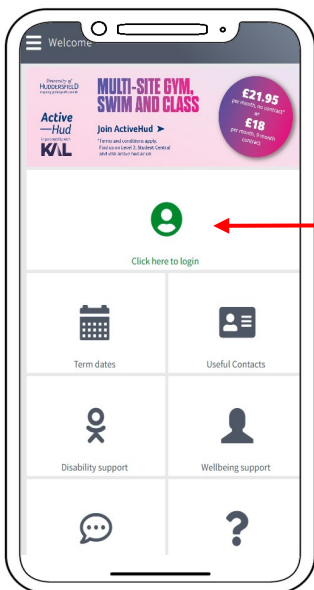
Download the MyHud App

Scan QR code on your Phone/ device



Apple Store: <http://hud.ac/ulh>

Google Store: <http://hud.ac/hje>



Username:

example U1234567@unimail.hud.ac.uk

Password:

As per your pre-enrolment instructions

MFA code:

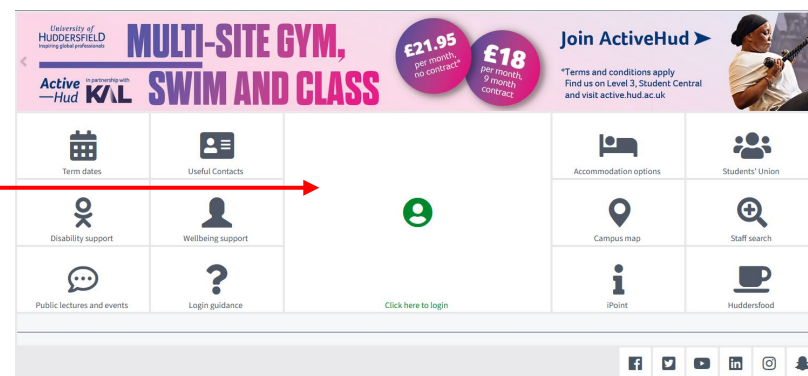
A confirmation or code on your phone.
See below for details...

or

Use a web browser



Visit: myhud.hud.ac.uk/session/signin



What is MFA?

This provides an extra layer of protection when you login. We have taken steps to implement technology that is similar to how your online banking or credit card company works by asking you to enter a code to prove that it is you before you can log in.

When logging in for the first time, you will be asked to register a phone number (to receive verification SMS message/call) or to download the Microsoft Authenticator app on your phone. This information will then be used to check your identity when you login to MyHud.

Welcome to MyHud

Pre-Enrolment tabs

Postgraduate Research students

Welcome to
Huddersfield
General information
relating to your
enrolment

Tabs to navigate
across dashboards

Got a question?
Find an answer here from our
frequently asked questions

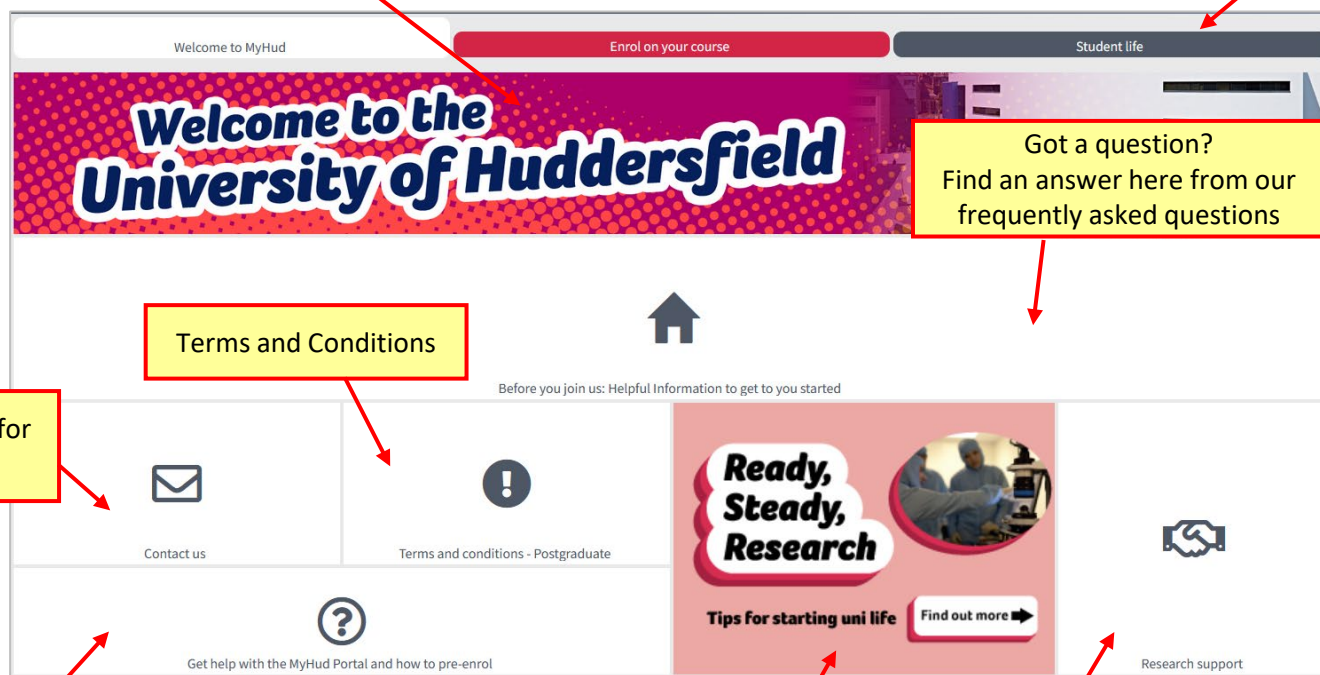
Terms and Conditions

Contact information for
all schools

How to guides for
MyHud – Find out
where everything
is and what needs
to be completed.

Ready, Steady, Research
advice and information

Research Support information to help
guide
researchers through their programme.



Enrol on your Course

Pre-Enrolment tabs

Postgraduate Research students

The screenshot shows the 'Enrol on your course' section of the MyHud portal. At the top, a red banner reads: **You need to complete steps 1, 2 and 3 before you can enrol on your course**. Below this, three main steps are outlined:

- Step 1:** Create my campus ID card. This step is linked to a callout box titled 'My Campus ID Card' which states: **YOU MUST** Submit your photo and follow the instructions. This must be done to be able to enrol.
- Step 2:** Check my details - You'll get an email when available. This step is linked to a callout box titled 'My Details' which states: **YOU MUST** Check that these are correct.
- Step 3:** Confirm my fees - You'll get an email when available. This step is linked to a callout box titled 'My Fees' which states: **YOU MUST** Confirm how you will be paying your fees and follow.

Below the steps, there are three additional sections:

- My Reading Lists:** These will be appropriate to your course. This section is linked to a callout box.
- Fee Status:** Check your fee status. This section is linked to a callout box.
- My Programme information:** Your chosen programme information will appear here. This section is linked to a callout box.

At the bottom left, there is a section for 'Postgraduate researcher sessions' with a callout box stating: 'Postgraduate researcher sessions organised by Researcher Environment Team'.

Student Life

Pre-Enrolment tabs

Postgraduate Research students

The screenshot shows the 'Student Life' section of the MyHud portal. At the top, there are tabs for 'Welcome to MyHud', 'Enrol on your course', and 'Student life'. Below the tabs is a large banner with the text 'Student Life' and a photo of students. The main content area is a grid of tiles, each with an icon and a title. Red arrows point from callout boxes to specific tiles. The tiles are: 'Academic skills tutors' (graduation cap icon), 'Huddersfield SU' (group of people icon), 'Postgraduate fees and finance' (banknote icon), 'Student IT support' (computer monitor icon), 'Campus what's on' (globe icon), 'My timetable' (calendar icon), 'iPoint – help for students' (information 'i' icon), 'Campus map' (location pin icon), 'Staying Safe' (first aid kit icon), 'Active Hud' (bicycle icon), 'Timetable information' (calendar icon), 'The University Health Centre' (person with heart icon), and 'Active Hud – Access to the Active Hud information within MyHud' (bicycle icon). The 'My timetable' tile shows a schedule for Monday 06, Tuesday 07, and Wednesday 08, including meetings with the CRS Team and FW: CIS Team Meeting.

Welcome to MyHud

Enrol on your course

Student life

Student Life

Your planned timetable.

Information about your timetable.

Academic Skills Tutor Information

Academic skills tutors

IT Support Information.

Student IT support

iPoint – help for students

iPoint

Information on student safety.

Staying Safe

Huddersfield Student Union – Links to the Union dashboard.

Huddersfield SU

To register at the Health Centre.

The University Health Centre

Fees and finance information.

Postgraduate fees and finance

Global Campus Events – links out to our webpage.

Campus what's on

Campus Map – locating the buildings and accessible routes.

Campus map

Active Hud – Access to the Active Hud information within MyHud

Active Hud

My timetable

Mon 06

CRS Team - Channel Meetings
10:30am
Lindsay Not Working

Tue 07

FW: CIS Team Meeting
10:00am

Wed 08

CRS Team - Channel Meetings
10:00am

Timetable information